



METS ENERGY S A L

Model	MP300-M		NA			
Frequency/Speed - Voltage	50HZ/1500 RPM- 230/400V		60HZ/1800 RPM- 230/400V		60HZ/1800 RPM- 277/480V	
Prime Power	300 KVA	240 KW	NA	NA	NA	NA
Standby Power	330 KVA	264 KW	NA	NA	NA	NA



Image for illustration purposes only.

Features

Engine	Perkins ,1606A-E93TAG5 , Made in UK, in accordance to ISO3046 ,ISO8528,DIN6271
Alternator	Meccalte, ECO38 -2LN/4 , Made in UK, complying to the following norms:CEE/ CEI2-3/ EN60034-1/ IEC34-1/ VDE/ BS/ CAN/ CSA
Control Panel	Deep sea, M-DCM-317B ,Made in UK, complying to the norms: comply to the norms BS EN 61000, BS EN 60950, BS EN 60068
Base Frame	Black steel with Anti-vibration pads, Built in fuel tank
Sound Proof Canopy	Modular SPC, Powder Coated, Extremely Durable, Designed to Reduce Sound Level with Maximum Service Accessibility and Minimum Foot Prints
Worldwide Support	Mets Energy Products are distributed through its PowerMets International Network For more information kindly check our website www.metsenergy.com

Rating Definitions and Conditions

Prime Rating	The power available for an unlimited hour usage with an average load factor of 80% of the published prime power over each 24 hours period. A 10 % overload is available for 1Hr every 12 hours.
Standby Rating	The power limited to 500 hours annual usage with an average load factor of 80% of the published standby power rating over each 24-hour period. Up to 300 hours of annual usage may be run continuously. No overload is permitted on standby power.
KVA Rating @ 0.8 P.F	

Due to continuous product development, we reserve the right to change specifications at any time without prior notice.

Rev0_MP300-M_150213

Engine Perkins, 1606A-E93TAG5, 4 Stroke Cycle, Diesel

Structure	Number of Cylinders	6	
	Engine Build	In line	
	Bore	117 mm	
	Stroke	146 mm	
	Displacement	9.3 L	
	Compression Ratio	17.2 /1	
	Aspiration	Turbocharged	
	Cooling	A /A	
		1500 rpm	1800 rpm
	Fuel Tank		
		TBA	NA
Fuel	Fuel System	Direct injection	
	Fuel Recommended	N°2 Diesel	
	Fuel System Make (ECM)	-	
		1500 rpm	1800 rpm
	Delivery Flow Rate (l/hr)	TBA	NA
	Fuel Consumption		
	100% Load (g/kWh-L/hr)	TBA	NA
75% Load (g/kWh-L/hr)	TBA	NA	
50% Load (g/kWh-L/hr)	TBA	NA	
Cooling system	Engine Coolant Capacity	51.4 L	
	Air Flow-Radiator	TBA	NA
	radiator with 50 degree ambient capability		
	Cooling Package & Air Cleaner Kit Thermostatically-controlled system		
Air Inlet	Air Intake Engine (Clean Filter/Dirty)	2.5 /6.2 kPa	
Exhaust System	Exhaust Gas Temperature (Prime)	TBA	NA
	Exhaust Gas Flow (Prime)	TBA	NA
	Maximum Exhaust System Back Pressure	TBA	NA
	Muffler	residential (20→25 dB)	industrial(15→25 dB)
DC System-Starting/Charging	Stainless Steel exhaust flex-fittings		
	Cranking Battery Voltage	24 V	
	Battery Charging Alternator	45 A	
	Dc Voltage Monitoring via control panel		
Heat Rejection(prime)	Radiated Heat to Ambient (Prime)	TBA	NA
	Heat Rejection to Coolant (Prime)	TBA	NA
	Heat Rejection to Exhaust (Prime)	TBA	NA
	Heat Rejection to intercooler (prime)	TBA	NA
Lube System	Lubricating System Oil Capacity	36 L	
Governor	Electronic		



METS ENERGY S A L

Alternator Meccalte, ECO38 -2LN/4

Structure	Insulation System	Class H	
	Winding Pitch	2/3 to minimize harmonics effects	
	Number of Poles	4	
	Number of Bearings	Single bearing	
	Winding Leads	12	
	Power Factor	0.8	
	Over Speed Capability (% of	2250 Rpm (150%)	
	Wave Form Distortion	2.3/2 % @ full Load , 2.6/2.6% @ no Load	
	Telephone Interference	THF< 2%	
	IP Rating (Protection)	IP21(other Protection on request)	
AVR	DSR (1-phase sensing/ additional equipment for 3-phase sensing)		
	Synchronous, 3 phase, Brushless & Self ventilated		
		1500 rpm	1800 rpm
Power Switching	3-P Circuit Breaker, MCCB	630A	NA
Temperature	Temperature Rise	125/40 °C	
Control & Voltage Regulator	Control System (Standard)	MAUX excitation	
	Voltage Regulator (AVR)	DSR (1-phase sensing/ additional equipment for 3-phase sensing)	
	% Of Voltage Regulation	± 1.0 %	
Motor Starting Capacity@30%	if voltage 230/400V	TBA	
Voltage Dip	if voltage 277/480V	TBA	


Due to continuous product development, we reserve the right to change specifications at any time without prior notice.

Rev0_MP300-M_150213



METS ENERGY S A L

Standard Controller, M-DCM-317B

Control	Fuel tank monitoring Emergency Stop Pushbutton/ Alarm Acknowledge Engine Cool Down Timer Warm-up Timer Load Switching Timer Engine Cycle Crank	
Indications	Operating Hours 3 Phase Generator Voltage Sensing & Monitoring Current Protection & Monitoring Power Measurement (kW, kVA, kVA _r , kWh, kVAh, kVA _r h, pf) Frequency Monitoring (Hz) Oil Pressure/Coolant Temperature/Fuel Level Monitoring Battery Voltage Monitoring (DC) Alarm Acknowledge	
Warning & Shutdown Alarms	Generator Over/Under Voltage & Frequency Crank Disconnect (Failure to Start) Under/Over Speed Over Current Low oil pressure High Water Temperature Low Fuel Level Low Water Level	
Features	IP 65 (if ordered with gasket) Basic Scheduler 8-35 VDC Supply Digital Inputs(4)- Outputs(4 MPU/ 6 CAN) Event Log (5 shutdowns)	

Optional Accessories

Alternator	AVR (3 phase Sensing) Reactive Droop Winding Temperature Detectors Anti- Condensation Heaters Excitation with auxiliary exciter (PMG)
Power Switching	4-P Circuit Breaker Special Brands (ABB- MG- Siemens...) Motorized Operation Shunt Trip Under Voltage Trip UVT Residual Current Protection Ground Fault Protection Earthing Kit Surge Arrestor

Due to continuous product development, we reserve the right to change specifications at any time without prior notice.

Rev0_MP300-M_150213



Optional Accessories^(continues)

	Fuel	Micro-Diesel Filter for Micro-Particles Filtration Automatic Fuel Refilling System Fuel Water Separator (2000/18) Mechanical Fuel Level Kit Oversize Fuel Tank Upon Custom Requirements Fuel Tanks-Pipes Heater
Engine	Air Inlet	Sy-klone Air Cleaner Installed @ Air Intake System
	Exhaust	Muffler: Critical (25→30 dB) Hospital (35→40 dB) Elbow, Flanges, Expanders & Y Adaptors
	Cooling / Heating	Radiator with 35 °C or 60 °C Ambient Capability Jacket Water Heater
	Lube	Manual Sump Drain Pump Semi-Rotator Hand Pump
	DC System - Starting/Charging	Mains Battery Charger 24 V DC-5A Battery Charger 10A-20A on Request Automatic Battery Charger on Request Battery Disconnect Switch DC/AC Current Monitoring (Ammeter) Oversize Battery
Control Panel	DSE 7310/7320/7410/7420-More Inputs & Outputs-Advanced Communications Features; DSE 8610/8710/8810- Load Share Module; Digital & Analogues Inputs Module DSE 2130 (for 7000 Series & Above); Analogue Inputs advanced Module DSE 2131-2133(for 7410 &Above); Digital relay Outputs Module DSE 2157 (for 7000 Series &Above); Analogue Outputs Module DSE 2152 (for 7410 & Above); Local & Remote enunciator Module DSE 2548 (for 7000 Series & Above); Display Modules DSE 2510/2520 (with 7310-7320); Remote Monitoring via: Web Interface (All Series), GSM (for 7000 Series & Above), RS485 (for Dry Contacts Alarm Indication for Customer Use Audible Alarm (Option for 6010/20; Standard for 7000 Series & Above); Voltage Adjust Potentiometer; Speed Adjust Potentiometer;	

Due to continuous product development, we reserve the right to change specifications at any time without prior notice.

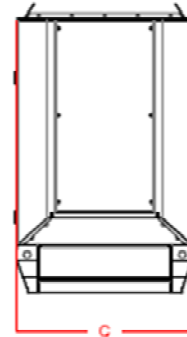
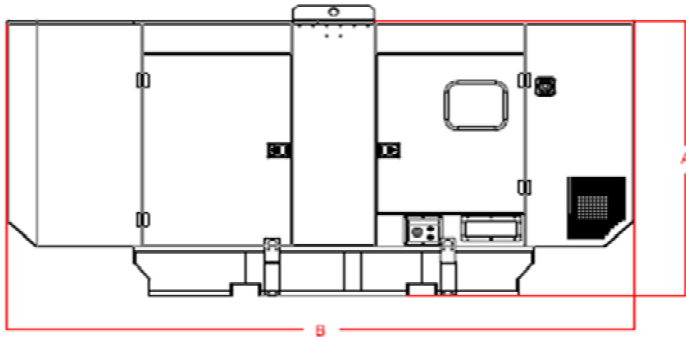
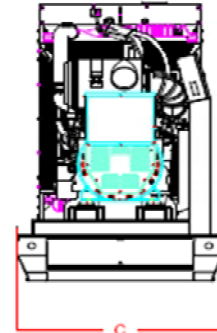
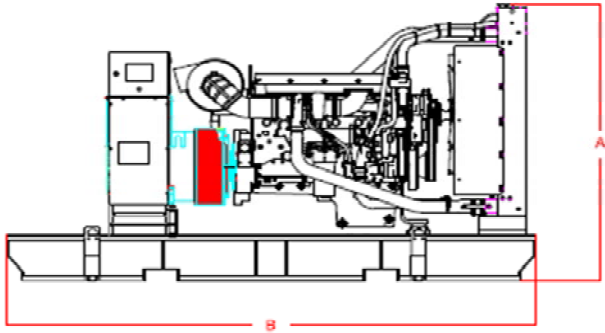
Rev0_MP300-M_150213



METS ENERGY S A L

Dimensions & Weights

	Length (mm)	Width (mm)	Height	Weight Dry
Open set (NB)	3600	1410	2187	2356
SPC Type S	5623	1410	2484	3720



Drawings for illustration purposes only.

WWW.METSENERGY.com